



P3 PRAGUE LETŇANY

Veselská 686
19900
Prague
Czech Republic



COMMERCIAL CONTACT
Jan Andrus
+420 602 630 236
jan.andrus@p3parks.com

Generated: 27.2.2024
All information in this document is valid on this date.
For current information please contact Jan Andrus.

ABOUT THE PARK

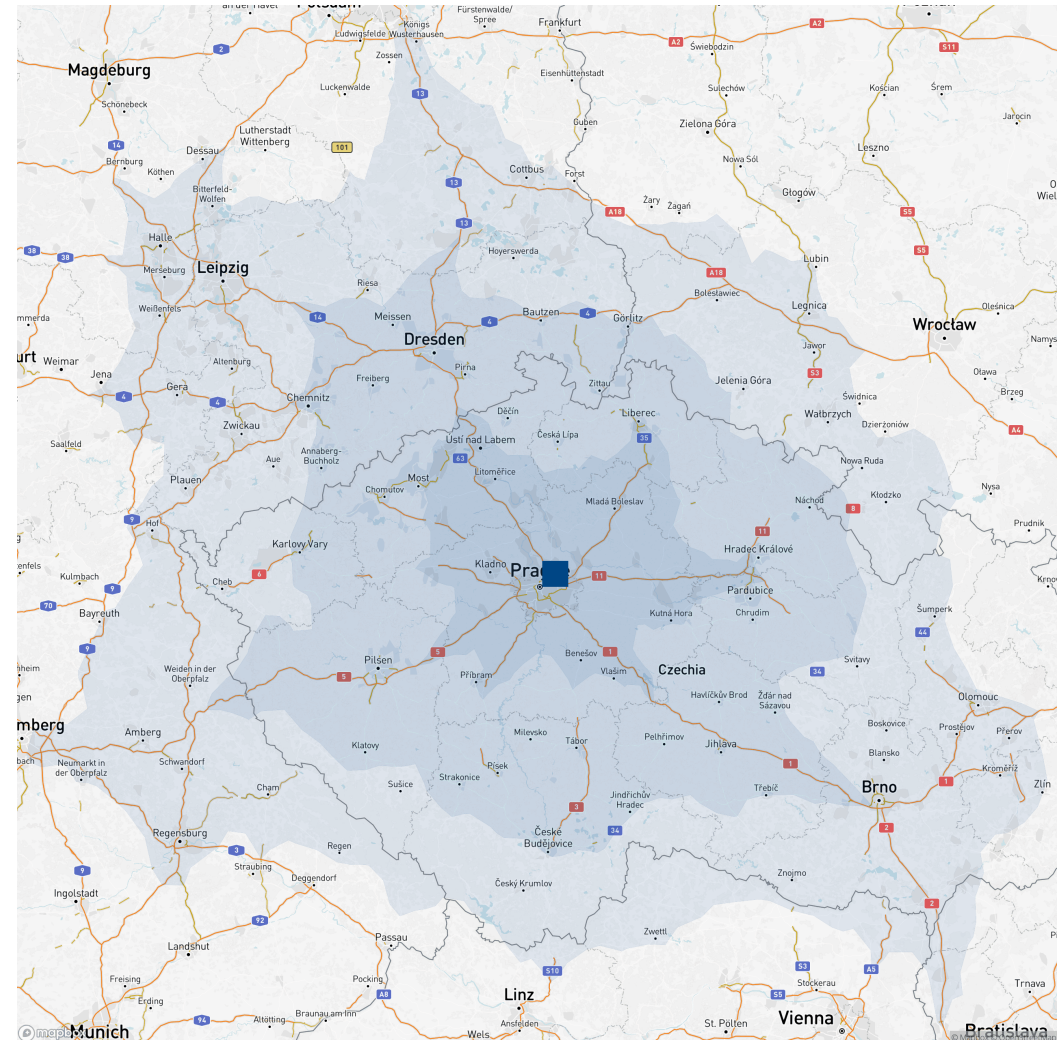
P3 Prague Letňany is located in Praha – Letňany, 10 minutes from Prague city centre (near D8, D11 and Prague's ring road). The park is easily accessible by regular public transport. The metro line C (Letňany), as well as Letňany shopping centre, is nearby. Construction of this park commenced in 2006.

The park consists of two buildings occupied by the customers as Activa, Equiservis and ForCamping.

- ▶ Praha 21 mins (13.6 km)
- ▶ Ústí nad Labem 51 mins (81.6 km)
- ▶ Plzeň 1 hour 15 mins (102 km)



GET DIRECTIONS



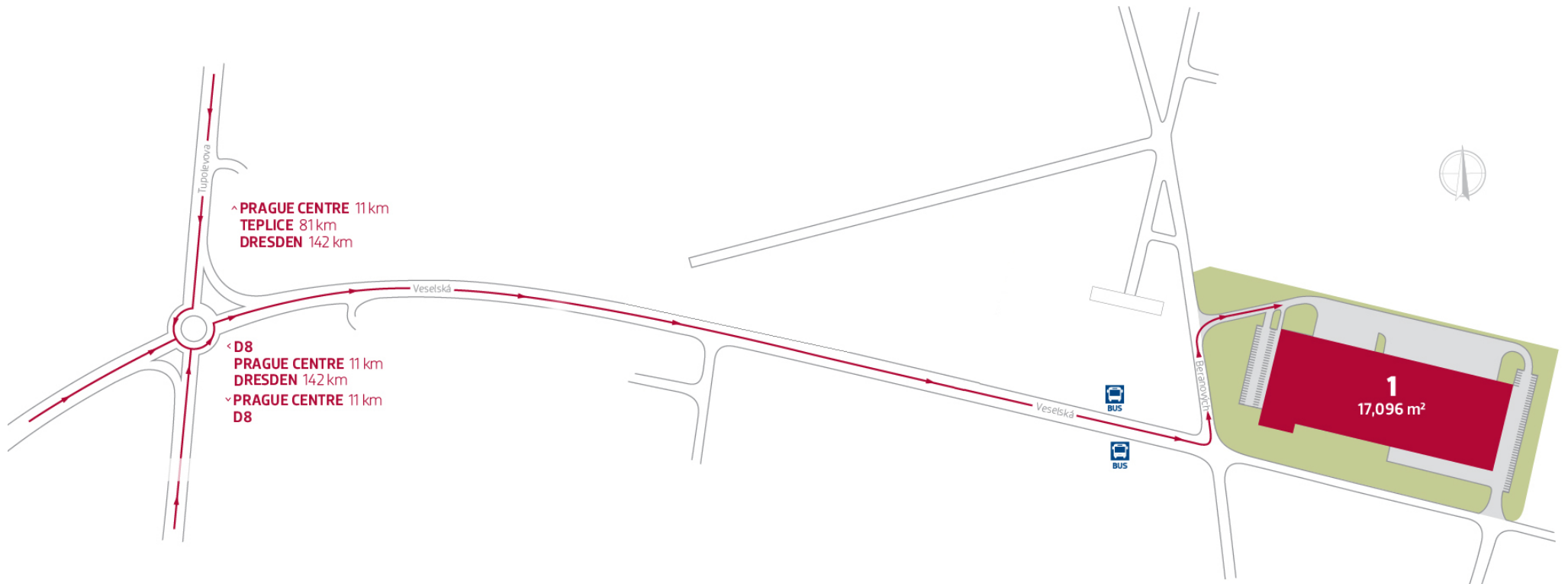
Truck Driving Time: 0 - 1 hours 1 - 2 hours 2 - 3 hours



TECHNICAL SPECIFICATIONS

- ◆ Sprinkler system
- ◆ Column grid structure: 24x12 m
- ◆ Clear height of warehouse space: 10 m
- ◆ Floor loading capacity: 5 t/m²
- ◆ 24-hour entrance security
- ◆ All infrastructure on-site
- ◆ No traffic load limitations for trucks (free movement of vehicles on-site)
- ◆ Minimum of 1 loading dock with docklevellerr per 1,000 m² of warehouse space







COMMERCIAL OPPORTUNITY

0 m²

Available space - warehouse

0 m²

Available space - development

0 m²

Available space - office

17,096 m²

Total space in this park

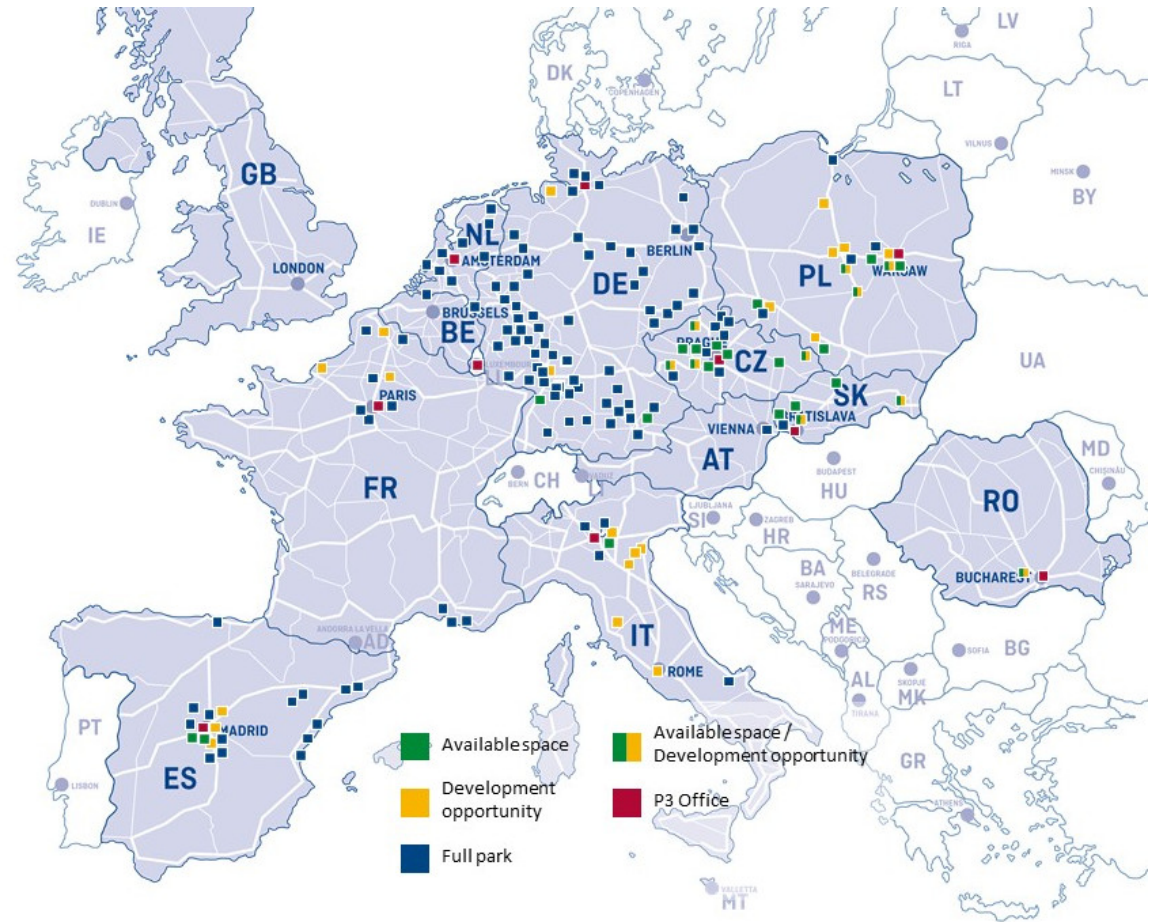
BUILDING	AVAILABLE WAREHOUSE SPACE	AVAILABLE DEVELOPMENT	AVAILABLE OFFICE SPACE	TOTAL SPACE
1	0	0	0	17,096



ABOUT P3 LOGISTIC PARKS

P3 is a long-term investor, manager and developer of European warehouse properties with more than 7,6 million m² of assets under management and land bank of 1.9 million m² for further development. P3 has commercial activities in 11 countries and has been investing and developing in European markets for more almost two decades. Headquartered in Prague, P3 employs more than 250 people across 11 offices in key European cities, offering integrated development, asset and property management services. For more information about P3, please visit www.p3parks.com

Where to find us?



7,6 mil. m²
Gross Lettable Area

1,9 mil. m²
Landbank for development

98%
Occupancy

11
Countries

470
Customers



P3 LOGISTIC PARKS S.R.O.

Na Florenci 2116/15
110 00 Prague 1
Czech Republic

+420 225 987 400
czech@p3parks.com
www.p3parks.com



COMMERCIAL CONTACT

Jan Andrus
+420 602 630 236
jan.andrus@p3parks.com

[GET AN OFFER](#)

